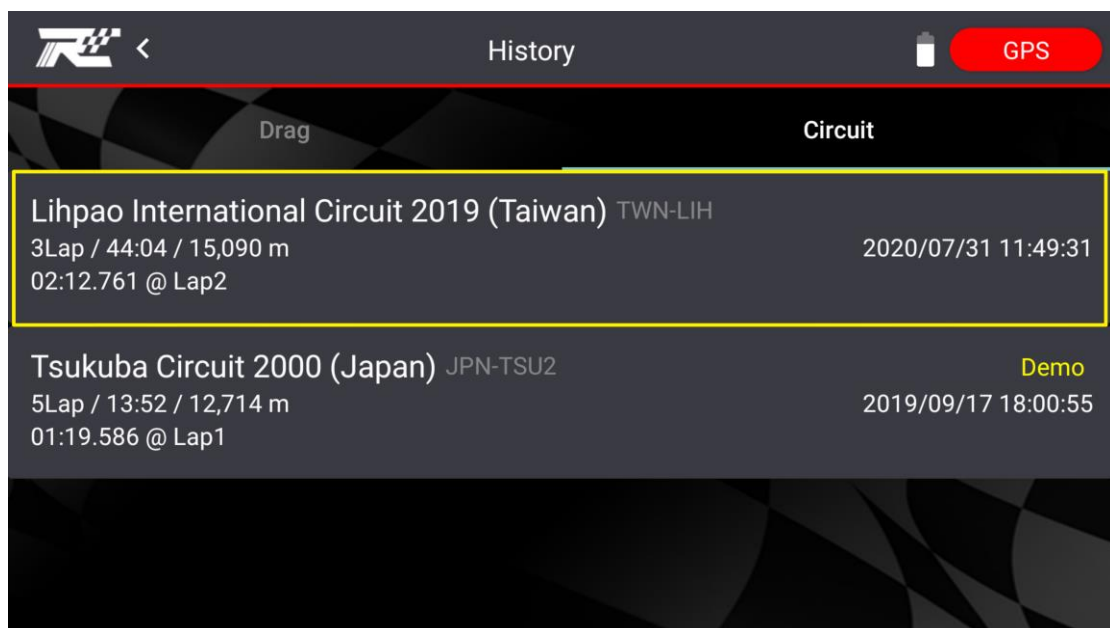


Session Edit(Android)



Click History.




Click on the session to edit.




Click on the "Option" symbol.

 < Lihpao International Circuit 2019 (Taiwan)  **GPS**



02:12.761 3Lap / 44:04 / 15,090 m
@ Lap2
2020/07/31 11:49:31

 Lexus
Lexus RX


Summary Sector Split 


laps	Time(diff)	Max Speed(diff) (km/h)	Min Speed(diff) (km/h)
1	02:14.034 (+1.272)	162.29 (-5.78)	42.74 (-7.28)
2	02:12.762	168.07	50.02
3	24:10.242 (+1317.480)	165.14 (-2.93)	-0.02 (-50.04)

Select "Edit".

 < Lihpao International Circuit 2019 (Taiwan)  **GPS**

02:12.761 3Lap / 44:04 / 15,090 m
@ Lap2
2020/07/31 11:49:31

 Lexus
Lexus RX



Summary 

☐ Analysis Configuration
☐ **Edit**


CANCEL

laps	Time(diff)	Max Speed(diff) (km/h)	Min Speed(diff) (km/h)
1	02:14.034 (+1.272)	162.29 (-5.78)	42.74 (-7.28)
2	02:12.762	168.07	50.02
3	24:10.242 (+1317.480)	165.14 (-2.93)	-0.02 (-50.04)


Select the "vehicle" then click "Registered."

 < Lihpao International Circuit 2019 (Taiwan)  **GPS**

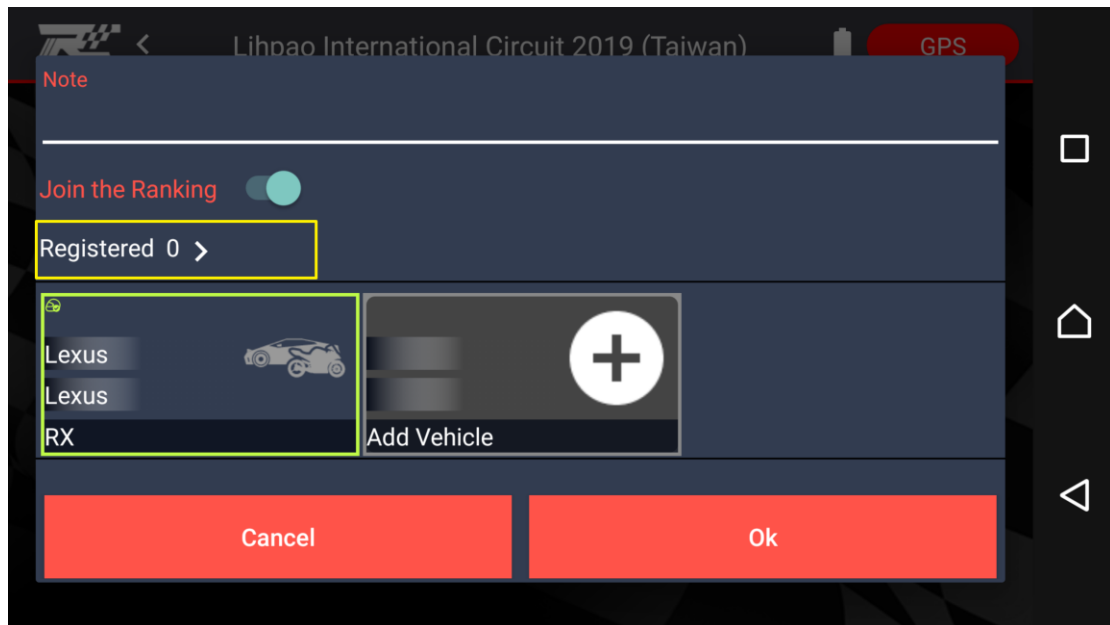
Note

Join the Ranking 

Registered 0 >

 **Add Vehicle**

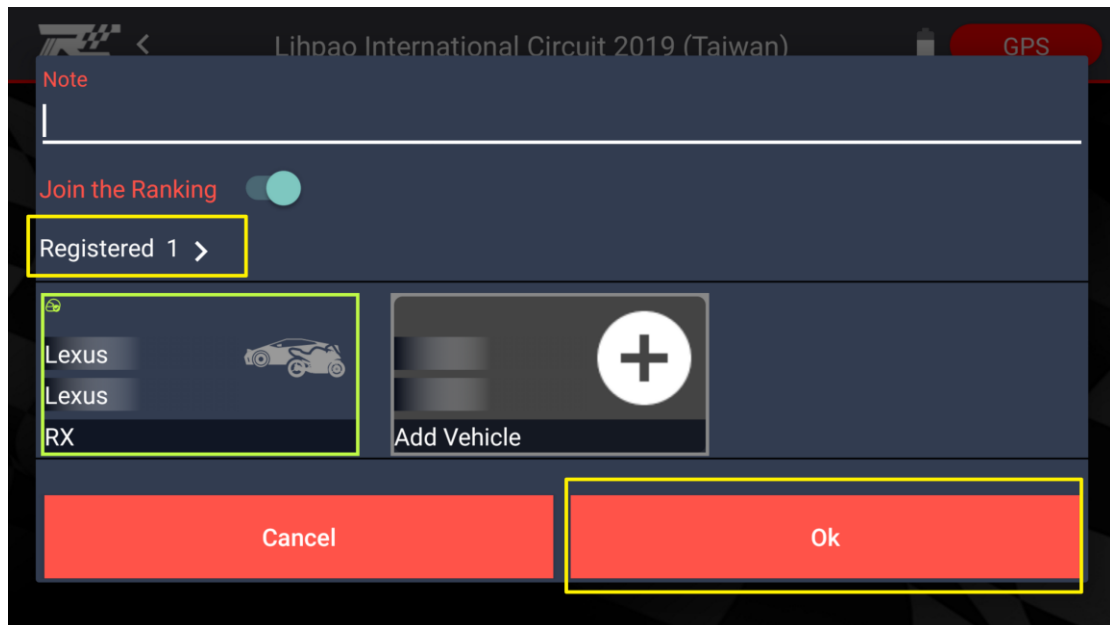
Cancel **Ok**




Select class of the race event according to the vehicle and the conditions that have been registered. Your ranking will be joined to the selected class of the race event.



The registered races will be displayed and click "OK" to save the session edit.



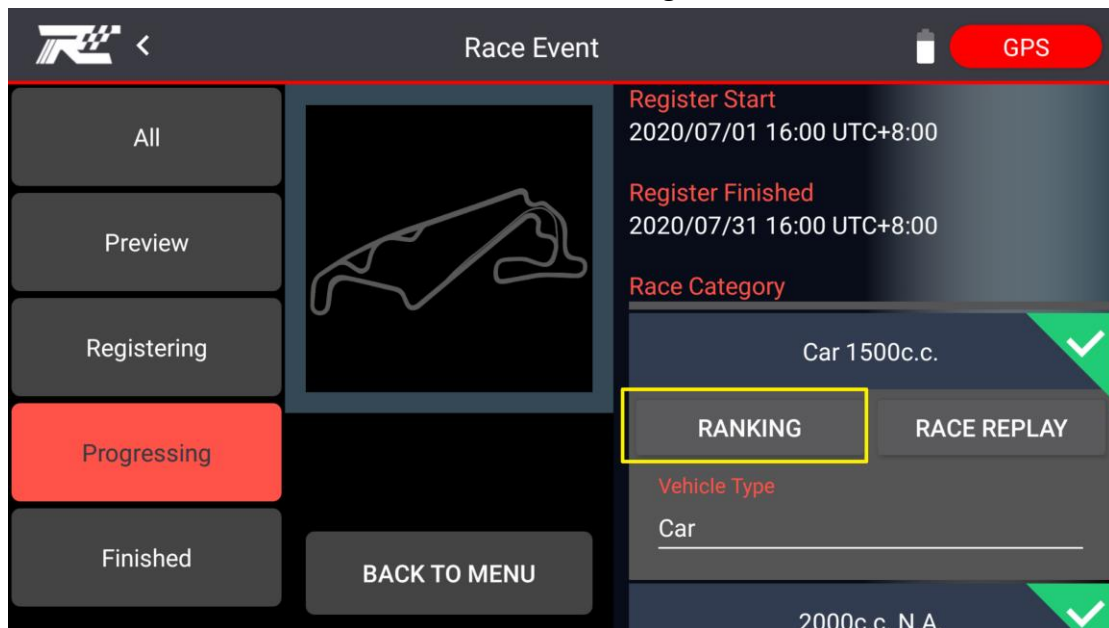
Click on the Race Event



Select Progressing and click the participated race event.



Select the class of the race event and click “Ranking”.



You can see the ranking of this session in this race event.

